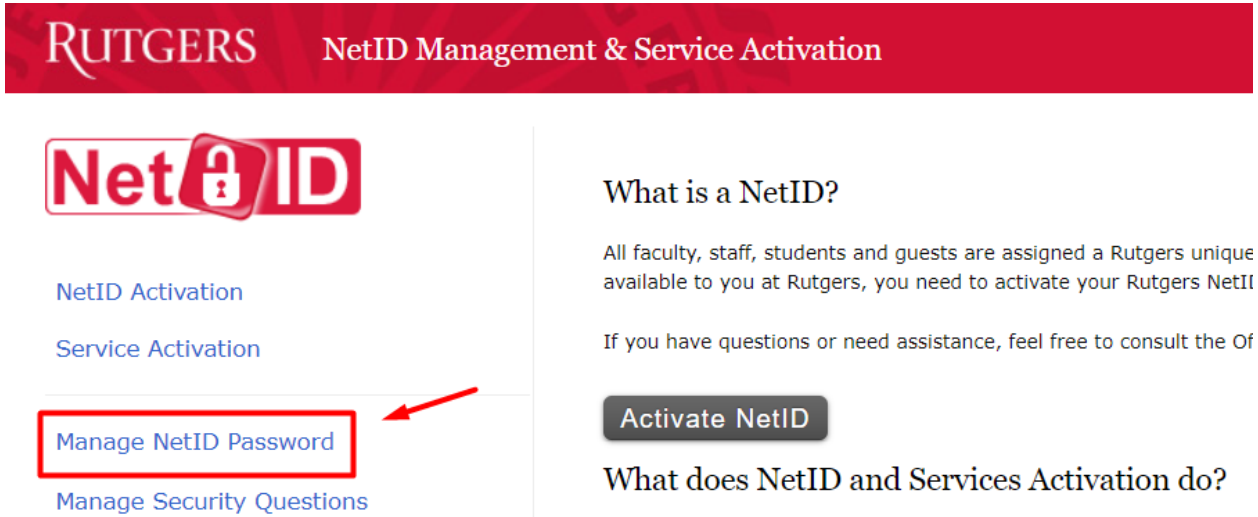


NetID Password Reset

1. Go to netid.rutgers.edu
2. Click on Manage NetID Password



RUTGERS NetID Management & Service Activation

NetID

[NetID Activation](#)

[Service Activation](#)

[Manage NetID Password](#)

[Manage Security Questions](#)

What is a NetID?

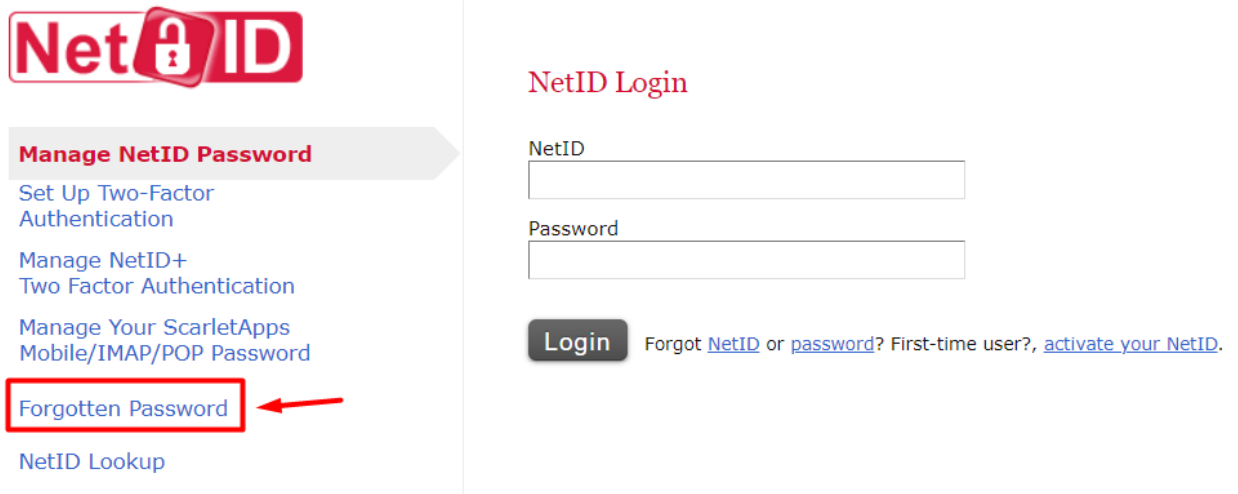
All faculty, staff, students and guests are assigned a Rutgers unique available to you at Rutgers, you need to activate your Rutgers NetID

If you have questions or need assistance, feel free to consult the Of

Activate NetID

What does NetID and Services Activation do?

3. Click on Forgotten Password



NetID

Manage NetID Password

[Set Up Two-Factor Authentication](#)

[Manage NetID+ Two Factor Authentication](#)

[Manage Your ScarletApps Mobile/IMAP/POP Password](#)

[Forgotten Password](#)

[NetID Lookup](#)

NetID Login

NetID

Password

Login [Forgot NetID or password? First-time user?, activate your NetID.](#)

4. Fill out the Forgotten Password form and check I am not a robot

Forgotten Password

NetID

First Name

Last Name

Identifier

SSN [?](#) RUID [?](#) A-Number [?](#)

Enter your Identifier selected above

Format: Identifier only. No spaces, no hyphens or special characters


Date of Birth

Format: mm/dd/yyyy (e.g. 12/31/2022)

Choose one of three methods below

Two Factor Authentication [?](#) Security Questions [?](#) Activation Key [?](#)

I'm not a robot



reCAPTCHA
[Privacy](#) - [Terms](#)

Continue ...

5. Change your NetID password

Change Your NetID Password - all fields required

New Password

Confirm Password

Reset Password